

## FLEX SERIES

RESIDENTIAL  
LIGHT COMMERCIAL  
AIR CONDITIONING  
2022/3



# WALL MOUNTED SPLIT AIR CONDITIONERS

## FLEX SERIES

ECOLOGICAL REFRIGERANT R32

### FEATURES

- Energy class A / B
- Dual side water outlet
- Hidden display
- Function "I FEEL"
- 8 °C heating

### STANDARD ACCESSORIES

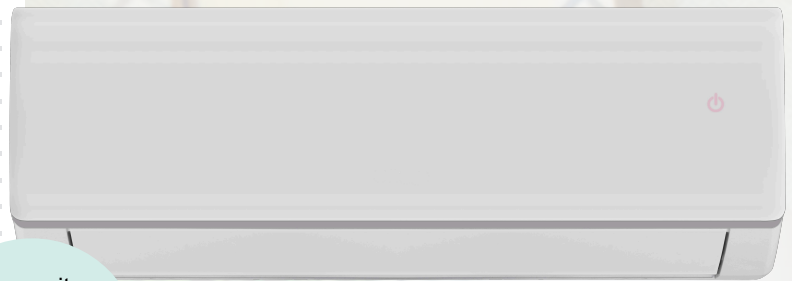
- Remote controller

### OPTIONAL ACCESSORIES

- Health filters
- GSM module G2S-T
- Control module SCMI-03S
- Alarm interface SAI-01
- Wired Control

Indoor units up to 7kw are compatible with Multi Variable series

SIH-09BIF + SOH-09BIF  
SIH-12BIF + SOH-12BIF  
SIH-18BIF + SOH-18BIF  
SIH-24BIF + SOH-24BIF  
SIH-36BIF + SOH-30BIF  
SIH-36BIF + SOH-36BIF



## DC INVERTER PLASMA+TEC



### TECHNICAL PARAMETERS

MODEL			SIH-09BIF + SOH-09BIF	SIH-12BIF + SOH-12BIF	SIH-18BIF + SOH-18BIF	SIH-24BIF + SOH-24BIF
Capacity cooling / heating	kW		2,5 / 2,8	3,3 / 3,3	4,6 / 5,2	6,2 / 6,5
Power supply	Phase / Hz / V		1~ / 50 / 220-240	1~ / 50 / 220-240	1~ / 50 / 220-240	1~ / 50 / 220-240
EER	-		3,11	3	3,3	3,01
Energy class cooling/ heating (A, W, C)	-		B	B	A	B
Sound pressure level at 1m	ID	dB(A)	40/38/35/33/29/25/24	41/37/35/33/31/29/27	44/42/38/34	49/46/43/41/38/34/31
	OD	dB(A)	51	51	55	58
Dimension (w x h x d)/Net weight	ID	mm / kg	704×260×185 / 7,5	773×250×185 / 8,4	972×300×225 / 13,5	972 x 300 x 225 / 13,0
	OD	mm/kg	710×450×293 / 21,0	732×555×330 / 25,5	732×550×330 / 26,5	873×555×376 / 35,5
Operating temperature range cooling/heating	°C		-15-43 / -15-24	-15-43 / -15-24	-15-43 / -15-24	-15-43 / -15-24

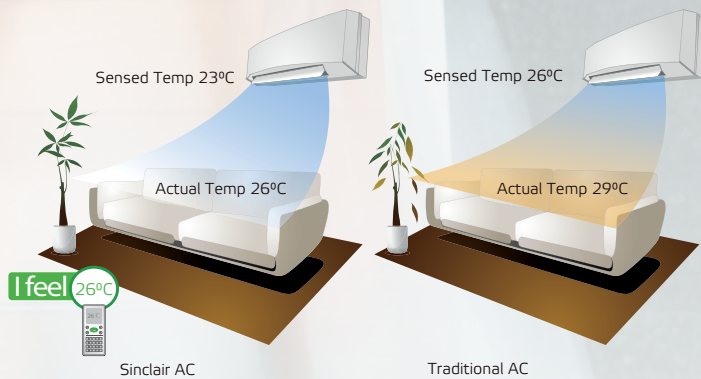
MODEL			SIH-30BIF + SOH-30BIF	SIH-36BIF + SOH-36BIF		
Capacity cooling / heating	kW		8.9/10	10.6/10.6		
Power supply	Phase / Hz / V		1~ / 50 / 220-240	1~ / 50 / 220-240		
EER	-		3,2	3,3		
Energy class cooling/ heating (A, W, C)	-					
Sound pressure level at 1m	ID	dB(A)	48/44/41/40/38/36/33	50/44/43/40/36/34/32		
	OD	dB(A)	59	60		
Dimension (w x h x d)/Net weight	ID	mm / kg	1081×325×248 / 16	1075×333×246 / 16		
	OD	mm/kg	958×660×402 / 41,5	958×660×402 / 43,5		
Operating temperature range cooling/heating	°C		-15-43 / -15-24	-15-43 / -15-24		



## SMART FUNCTIONS SINCLAIR

### I FEEL

The mini sensor in the remote controller can sense its surrounding temperature, and transmit the signal back to the indoor unit. So the unit can adjust the air flow volume and temperature accordingly, to provide maximum comfort and save energy simultaneously.



### LOW AMBIENT TEMPERATURE FUNCTION

#### -20 °C COOLING

Cooling at -20 °C while keeping a reliable operation. As the outdoor temperature changes, the frequency of compressor and the speed of fan adjusts accordingly.

#### -30 °C HEATING

Operates finely when heating at -30 °C. It is supported by SINCLAIR electrical heating chassis, preheating technology and frequency-adjusting compressor.

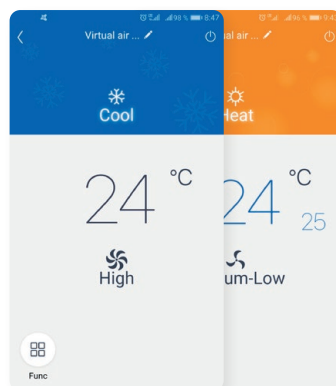
#### 8 °C HEATING

Maintains the room temperature steadily at 8 °C and prevents the room from freezing by heating operation when nobody is at home for long time.



### EWPE SMART – WIFI APP

Sinclair air conditioners can be conveniently managed via your smart phones or tablets with operating system Android or iOS. Control the temperature in the room from anywhere at any time. Thanks to the EWPE Smart app you will have Sinclair air conditioners always under control.



-  Anticorrosion treatment of exchangers
-  Refrigerant
-  Flexible adjusting lamels
-  Diagnostic LED display
-  "TURBO" button
-  Intelligent defrosting
-  Operation in the winter time
-  Silent operation
-  24-hour timer
-  Clock display
-  WiFi function
-  Dehumidifying mode
-  Automatic operation
-  Comfortable sleep mode
-  Cold air prevention
-  Self-diagnosis
-  Auto-restart function
-  Lock
-  8 °C heating
-  I feel
-  7 speeds of fan
-  Fresh air ventilation
-  Optional health filters
-  Low power consumption
-  Filter cleaning timer